



SRC CLIMATE REFERENCE STATION DAILY DATA REPORT

CONSERVATION LEARNING CENTRE

Saskatchewan 53.03°N 105.77°W Estab. 2011

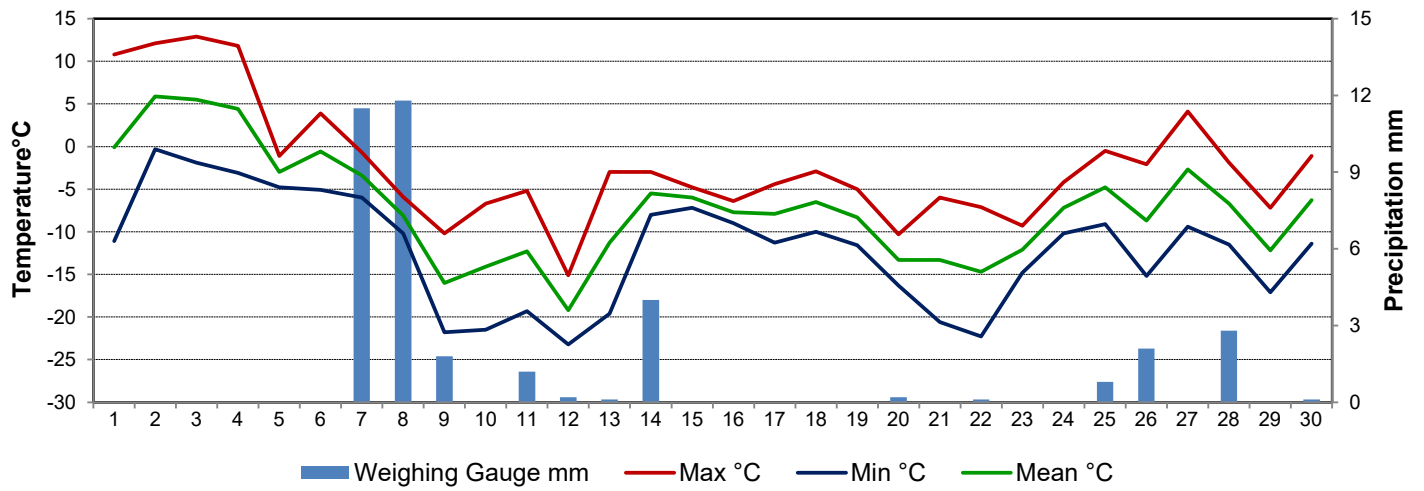
Preliminary **November 2020**

| Day | Temperature | | | Degree-days | | | Precipitation | | | Relative Humidity | | Station Pressure <i>corrected to sea level</i> | |
|---------|-------------|-------|-------|-------------|-----------|-----------|----------------|----------------|----------------------|-------------------|--------------|---|--------------|
| | Max | Min | Mean | Growing | Heating | Cooling | Weighing Gauge | Notes | Snow-on-Ground 0900h | Max ½ hr Avg | Min ½ hr Avg | Max ½ hr Avg | Min ½ hr Avg |
| | °C | °C | °C | 5°C base | 18°C base | 18°C base | mm | | cm | % | % | mbar | mbar |
| 1 | 10.8 | -11.1 | -0.1 | 0.0 | 18.1 | 0.0 | 0.0 | | 0 | 93 | 46 | 1021 | 1011 |
| 2 | 12.1 | -0.3 | 5.9 | 0.9 | 12.1 | 0.0 | 0.0 | | 0 | 90 | 50 | 1012 | 999 |
| 3 | 12.9 | -1.9 | 5.5 | 0.5 | 12.5 | 0.0 | 0.0 | | 0 | 91 | 53 | 1002 | 999 |
| 4 | 11.8 | -3.1 | 4.4 | 0.0 | 13.6 | 0.0 | 0.0 | | 0 | 99 | 60 | 1016 | 999 |
| 5 | -1.1 | -4.8 | -3.0 | 0.0 | 21.0 | 0.0 | 0.0 | | 0 | 93 | 84 | 1014 | 1000 |
| 6 | 3.9 | -5.1 | -0.6 | 0.0 | 18.6 | 0.0 | 0.0 | | 0 | 96 | 81 | 1013 | 1008 |
| 7 | -0.7 | -6.0 | -3.4 | 0.0 | 21.4 | 0.0 | 11.5 | | 0 | 96 | 89 | 1013 | 1006 |
| 8 | -5.9 | -10.2 | -8.1 | 0.0 | 26.1 | 0.0 | 11.8 | | 12 | 93 | 86 | 1013 | 1008 |
| 9 | -10.2 | -21.8 | -16.0 | 0.0 | 34.0 | 0.0 | 1.8 | | 31 | 91 | 75 | 1010 | 1008 |
| 10 | -6.7 | -21.5 | -14.1 | 0.0 | 32.1 | 0.0 | 0.0 | | 28 | 94 | 81 | 1007 | 1002 |
| 11 | -5.2 | -19.3 | -12.3 | 0.0 | 30.3 | 0.0 | 1.2 | | 26 | 95 | 78 | 1015 | 1004 |
| 12 | -15.1 | -23.2 | -19.2 | 0.0 | 37.2 | 0.0 | 0.2 | | 24 | 90 | 81 | 1015 | 1002 |
| 13 | -3.0 | -19.6 | -11.3 | 0.0 | 29.3 | 0.0 | 0.1 | | 23 | 91 | 74 | 1001 | 986 |
| 14 | -3.0 | -8.0 | -5.5 | 0.0 | 23.5 | 0.0 | 4.0 | | 29 | 98 | 84 | 1006 | 986 |
| 15 | -4.8 | -7.2 | -6.0 | 0.0 | 24.0 | 0.0 | 0.0 | | 23 | 95 | 83 | 1010 | 1006 |
| 16 | -6.4 | -9.0 | -7.7 | 0.0 | 25.7 | 0.0 | 0.0 | | 22 | 97 | 82 | 1024 | 1010 |
| 17 | -4.4 | -11.3 | -7.9 | 0.0 | 25.9 | 0.0 | 0.0 | | 21 | 93 | 81 | 1025 | 1001 |
| 18 | -2.9 | -10.0 | -6.5 | 0.0 | 24.5 | 0.0 | 0.0 | | 21 | 97 | 85 | 1006 | 993 |
| 19 | -5.0 | -11.6 | -8.3 | 0.0 | 26.3 | 0.0 | 0.0 | | 20 | 87 | 77 | 1022 | 1007 |
| 20 | -10.3 | -16.3 | -13.3 | 0.0 | 31.3 | 0.0 | 0.2 | | 20 | 93 | 81 | 1025 | 1019 |
| 21 | -6.0 | -20.6 | -13.3 | 0.0 | 31.3 | 0.0 | 0.0 | | 20 | 96 | 74 | 1021 | 1018 |
| 22 | -7.1 | -22.3 | -14.7 | 0.0 | 32.7 | 0.0 | 0.1 | | 20 | 96 | 83 | 1023 | 1015 |
| 23 | -9.3 | -14.8 | -12.1 | 0.0 | 30.1 | 0.0 | 0.0 | | 20 | 90 | 86 | 1014 | 1007 |
| 24 | -4.2 | -10.2 | -7.2 | 0.0 | 25.2 | 0.0 | 0.0 | | 20 | 96 | 87 | 1010 | 1001 |
| 25 | -0.5 | -9.1 | -4.8 | 0.0 | 22.8 | 0.0 | 0.8 | | 20 | 95 | 78 | 1003 | 993 |
| 26 | -2.1 | -15.2 | -8.7 | 0.0 | 26.7 | 0.0 | 2.1 | | 24 | 96 | 78 | 1010 | 1001 |
| 27 | 4.1 | -9.4 | -2.7 | 0.0 | 20.7 | 0.0 | 0.0 | | 26 | 89 | 69 | 1006 | 1002 |
| 28 | -1.9 | -11.5 | -6.7 | 0.0 | 24.7 | 0.0 | 2.8 | | 26 | 97 | 73 | 1020 | 1003 |
| 29 | -7.2 | -17.1 | -12.2 | 0.0 | 30.2 | 0.0 | 0.0 | | 28 | 93 | 75 | 1022 | 1012 |
| 30 | -1.1 | -11.4 | -6.3 | 0.0 | 24.3 | 0.0 | 0.1 | | 28 | 96 | 65 | 1012 | 997 |
| Total | | | | 1.4 | 756.2 | 0.0 | 36.7 | | | | | | |
| Avg | -2.3 | -12.1 | -7.2 | | | | 379.9 | Cumulative ppt | | | | | |
| Extreme | 12.9 | -23.2 | | | | | 11.8 | | 31 | 99 | 46 | 1025 | 986 |
| Date | 3 | 12 | | | | | 8 | | 9 | 4 | 1 | 17 | 13 |

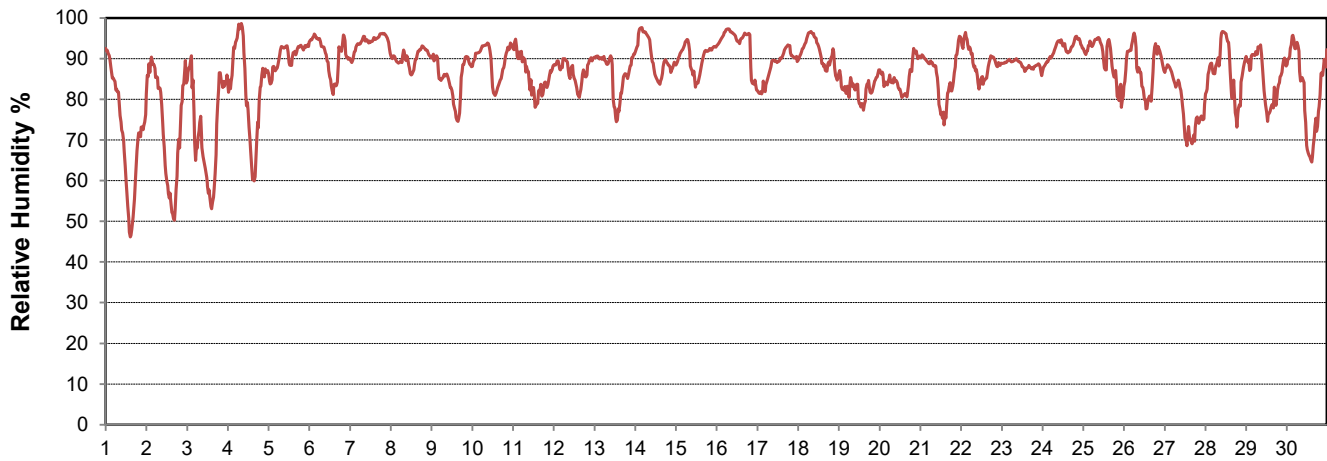
SRC proudly recognizes the following CRS supporters:



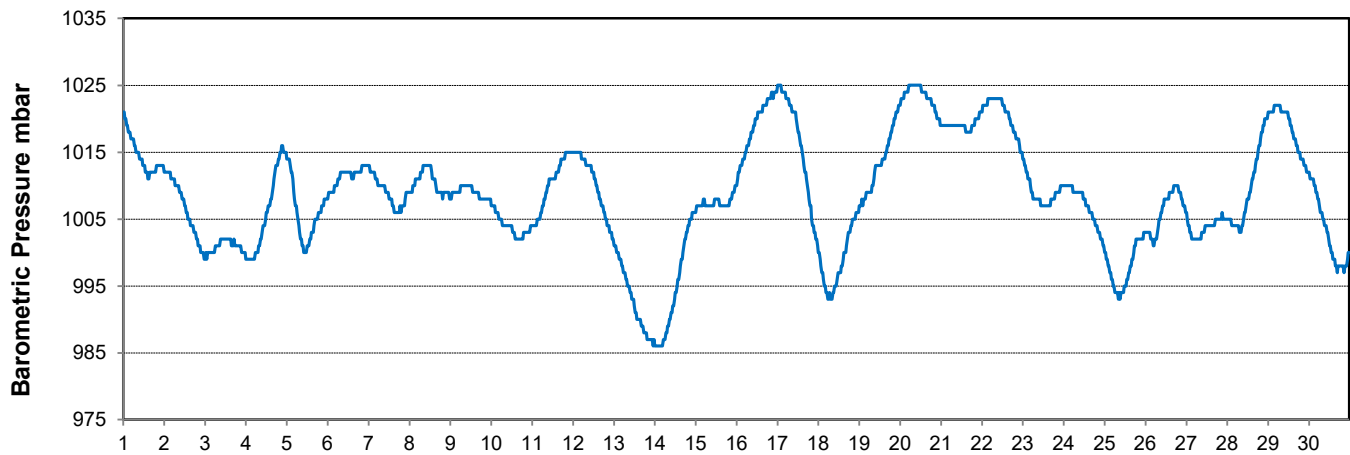
Temperature and Precipitation for November 2020



Relative Humidity for November 2020



Barometric Pressure Corrected to Sea Level for November 2020





SRC CLIMATE REFERENCE STATION DAILY DATA REPORT

CONSERVATION LEARNING CENTRE

Saskatchewan 53.03°N 105.77°W Estab. 2011

Preliminary

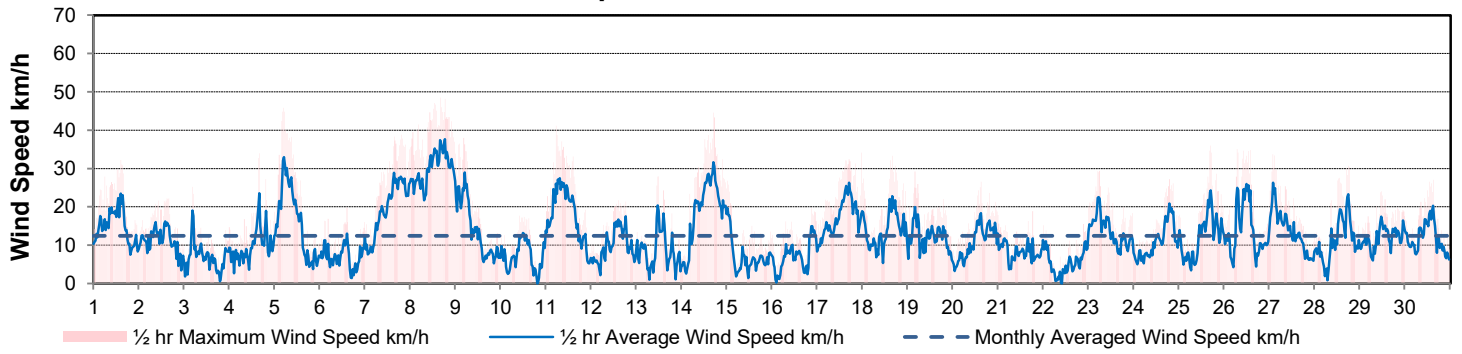
November 2020

| Day | Wind Gust (10 meter) | | | Wind Speed (10 meters) | Soil Temperatures at 0900hrs | | | | | | | | Radiation | | | | | |
|----------------|----------------------|-----------|-------|---------------------------|------------------------------|---------|------|-------|-------|-------|--------|--------|-----------|-----------------|----------|------------|--------|-------------------|
| | Max | Direction | Time | | Daily Average | Surface | 5 cm | 10 cm | 20 cm | 50 cm | 100 cm | 150 cm | 300 cm | Bright Sunshine | Possible | % Possible | Global | Diffuse |
| | km/h | | | | | km/h | °C | °C | °C | °C | °C | °C | °C | °C | hours | hours | | MJ/m ² |
| 1 | 32.2 | WSW | 14:36 | 15.0 | -3.0 | -0.5 | 0.5 | 1.5 | 3.5 | 5.5 | 7.0 | 7.5 | 6.8 | 9.5 | 71.8 | 6.3 | 3.0 | |
| 2 | 22.2 | SSW | 15:17 | 11.2 | 1.0 | 0.5 | 1.0 | 2.0 | 3.5 | 5.5 | 7.0 | 7.5 | 7.1 | 9.4 | 75.5 | 5.4 | 3.3 | |
| 3 | 25.2 | WNW | 4:51 | 6.7 | 3.0 | 1.0 | 1.5 | 2.0 | 3.5 | 5.5 | 7.0 | 7.5 | 3.7 | 9.4 | 39.6 | 4.4 | 3.6 | |
| 4 | 33.9 | NW | 16:07 | 9.9 | -3.0 | 2.0 | 2.0 | 3.0 | 3.5 | 5.5 | 7.0 | 7.5 | 6.3 | 9.3 | 67.8 | 5.1 | 2.2 | |
| 5 | 45.8 | E | 5:29 | 16.3 | -3.0 | 1.5 | 2.0 | 2.5 | 3.5 | 5.5 | 6.5 | 7.5 | 0.0 | 9.2 | 0.0 | 2.1 | 1.9 | |
| 6 | 19.8 | WNW | 14:48 | 6.8 | -3.5 | 1.0 | 1.5 | 2.5 | 3.5 | 5.5 | 6.5 | 7.5 | 0.3 | 9.2 | 3.3 | 2.4 | 2.2 | |
| 7 | 38.8 | NE | 19:30 | 19.4 | -2.5 | 1.5 | 1.5 | 2.5 | 3.5 | 5.0 | 6.5 | 7.5 | 0.0 | 9.1 | 0.0 | 1.5 | 1.4 | |
| 8 | 48.5 | NNE | 16:13 | 30.0 | -6.0 | 1.5 | 1.5 | 2.5 | 3.5 | 5.0 | 6.5 | 7.0 | 0.0 | 9.1 | 0.0 | 1.5 | 1.4 | |
| 9 | 37.9 | NNW | 4:40 | 14.1 | -11.0 | 1.0 | 1.5 | 2.0 | 3.5 | 5.0 | 6.5 | 7.5 | 4.6 | 9.0 | 51.2 | 5.6 | 2.9 | |
| 10 | 17.7 | S | 10:23 | 7.3 | -7.0 | 1.0 | 1.5 | 2.0 | 3.5 | 5.0 | 6.5 | 7.5 | 1.2 | 8.9 | 13.4 | 4.5 | 3.6 | |
| 11 | 41.1 | NNE | 5:30 | 18.1 | -9.0 | 1.0 | 1.5 | 2.0 | 3.5 | 5.0 | 6.0 | 7.0 | 0.1 | 8.9 | 1.1 | 3.8 | 3.5 | |
| 12 | 21.7 | S | 14:36 | 9.7 | -13.5 | 1.0 | 1.5 | 2.0 | 3.5 | 5.0 | 6.0 | 7.0 | 6.2 | 8.8 | 70.4 | 5.8 | 2.3 | |
| 13 | 27.9 | SSW | 12:07 | 8.7 | -13.0 | 1.0 | 1.0 | 2.0 | 3.5 | 5.0 | 6.0 | 7.0 | 5.8 | 8.8 | 66.2 | 6.1 | 2.0 | |
| 14 | 44.6 | NNW | 17:12 | 19.1 | -5.0 | 0.5 | 1.0 | 2.0 | 3.0 | 5.0 | 6.0 | 7.0 | 1.8 | 8.7 | 20.7 | 3.8 | 3.3 | |
| 15 | 26.8 | NW | 0:54 | 7.0 | -5.0 | 1.0 | 1.0 | 2.0 | 3.0 | 4.5 | 6.0 | 7.0 | 0.0 | 8.7 | 0.0 | 2.7 | 2.6 | |
| 16 | 19.7 | NE | 21:12 | 7.1 | -7.0 | 1.0 | 1.0 | 2.0 | 3.0 | 4.5 | 6.0 | 7.0 | 0.0 | 8.6 | 0.0 | 2.6 | 2.4 | |
| 17 | 34.2 | SE | 23:43 | 17.2 | -7.0 | 1.0 | 1.5 | 2.0 | 3.0 | 4.5 | 6.0 | 7.0 | 0.0 | 8.5 | 0.0 | 2.8 | 2.6 | |
| 18 | 33.3 | NW | 16:19 | 13.8 | -7.0 | 1.0 | 1.0 | 2.0 | 3.0 | 4.5 | 5.5 | 7.0 | 0.0 | 8.5 | 0.0 | 2.4 | 2.3 | |
| 19 | 29.2 | NNW | 4:08 | 11.9 | -8.5 | 1.0 | 1.0 | 2.0 | 3.0 | 4.5 | 5.5 | 7.0 | 0.0 | 8.4 | 0.0 | 2.1 | 2.0 | |
| 20 | 26.6 | SW | 15:03 | 10.7 | -10.5 | 1.0 | 1.0 | 2.0 | 3.0 | 4.5 | 5.5 | 7.0 | 1.3 | 8.4 | 15.5 | 3.1 | 2.7 | |
| 21 | 18.9 | SW | 18:42 | 8.2 | -14.5 | 0.5 | 1.0 | 1.5 | 3.0 | 4.5 | 5.5 | 7.0 | 5.3 | 8.3 | 63.5 | 5.4 | 2.2 | |
| 22 | 15.5 | ENE | 21:58 | 5.3 | -14.0 | 0.5 | 0.5 | 1.5 | 3.0 | 4.5 | 5.5 | 7.0 | 5.7 | 8.3 | 68.8 | 5.7 | 1.7 | |
| 23 | 29.3 | E | 6:24 | 13.7 | -12.0 | 0.0 | 0.5 | 1.0 | 2.5 | 4.0 | 5.5 | 7.0 | 0.0 | 8.3 | 0.0 | 2.4 | 2.1 | |
| 24 | 27.2 | SSW | 19:09 | 10.7 | -7.0 | 0.0 | 0.0 | 1.0 | 2.5 | 4.0 | 5.5 | 6.5 | 0.0 | 8.2 | 0.0 | 2.2 | 2.0 | |
| 25 | 35.9 | NW | 17:05 | 12.3 | -7.5 | 0.0 | 0.0 | 1.0 | 2.5 | 4.0 | 5.5 | 6.5 | 1.1 | 8.2 | 13.5 | 3.2 | 2.5 | |
| 26 | 35.0 | N | 7:23 | 13.5 | -7.5 | 0.0 | 0.0 | 1.0 | 2.0 | 4.0 | 5.0 | 6.5 | 1.7 | 8.1 | 21.0 | 3.1 | 2.5 | |
| 27 | 33.7 | SW | 2:25 | 13.7 | -3.5 | 0.0 | 0.0 | 1.0 | 2.0 | 3.5 | 5.0 | 6.0 | 1.1 | 8.1 | 13.6 | 3.0 | 2.8 | |
| 28 | 30.7 | NW | 18:05 | 11.2 | -3.5 | 0.5 | 0.5 | 1.0 | 2.0 | 4.0 | 5.0 | 6.5 | 0.7 | 8.0 | 8.7 | 2.2 | 2.0 | |
| 29 | 24.1 | SSW | 11:38 | 12.2 | -16.5 | 0.5 | 0.5 | 1.0 | 2.5 | 4.0 | 5.0 | 6.5 | 6.6 | 8.0 | 82.6 | 5.7 | 1.6 | |
| 30 | 27.0 | SSW | 15:11 | 12.0 | -8.0 | 0.5 | 0.5 | 1.0 | 2.0 | 3.5 | 5.0 | 6.5 | 6.0 | 8.0 | 75.4 | 4.0 | 1.3 | |
| Total | | | | | | | | | | | | | 73.4 | 259.64 | 28.3 | 110.9 | 71.9 | |
| Mean | | | | 12.4 | -7.2 | 0.8 | 1.0 | 1.8 | 3.0 | 4.7 | 5.9 | 7.0 | | | | | | |
| Extreme | 48.5 | NNE | 16:13 | | | | | | | | | | | | | | | |
| Date | 8 | | | | | | | | | | | | | | | | | |

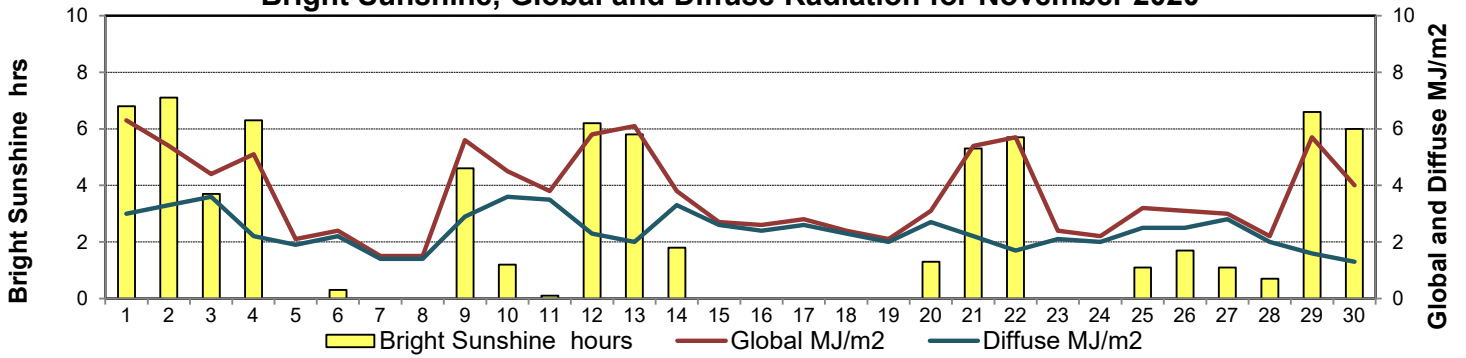
GLOSSARY OF TERMS

| | |
|---|---|
| <p>Degree-days</p> <p>Tm Mean Temperature</p> <p>Growing (Tm-5°C); if Tm ≤ 5°C then GDD = 0</p> <p>Heating (18°C-Tm); if Tm ≥ 18°C then HDD = 0</p> <p>Cooling (Tm-18°C); if Tm ≤ 18°C then CDD = 0</p> <p>T Trace of Precipitation</p> <p>SOG Depth of snow-on-the-ground</p> <p>Red Cell no data available</p> <p>Red Number manual calculation</p> | <p>Radiation</p> <p>Bright Sunshine is the unobstructed direct radiation from the sun, as opposed to the shading of a location by clouds or by other atmospheric obstructions.</p> <p>Diffuse is radiation reaching the earth's surface after having been scattered from the direct solar beam</p> <p>Global is the sum of the direct solar and diffuse radiation</p> <p>Relative Humidity The ratio of the air's water vapour content to its water vapour capacity which changes with temperature.</p> <p>Air Pressure The force exerted by the weight of a column of air above a given point</p> <p>Wind Gust The daily highest instantaneous value recorded irrespective of direction and/or duration</p> |
|---|---|

Wind Speed for November 2020

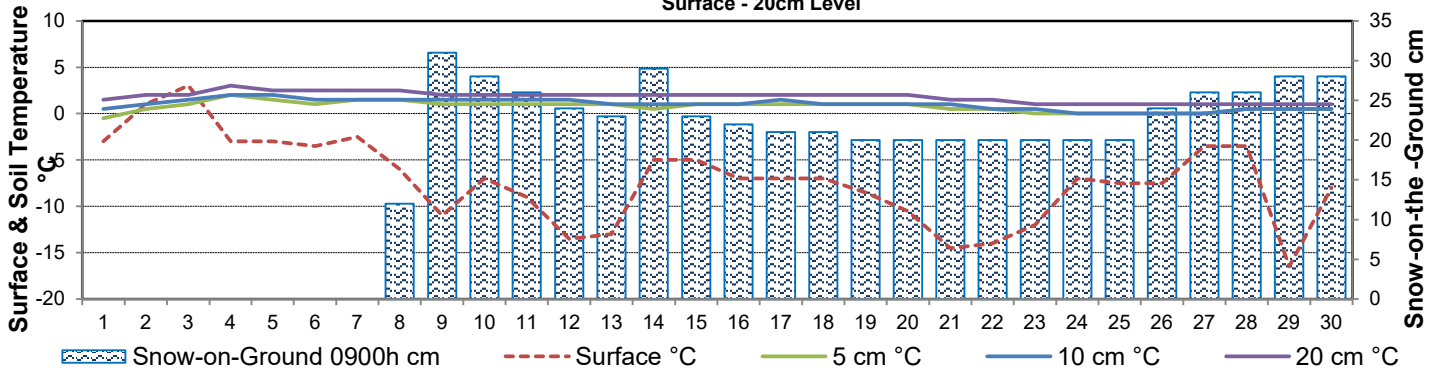


Bright Sunshine, Global and Diffuse Radiation for November 2020



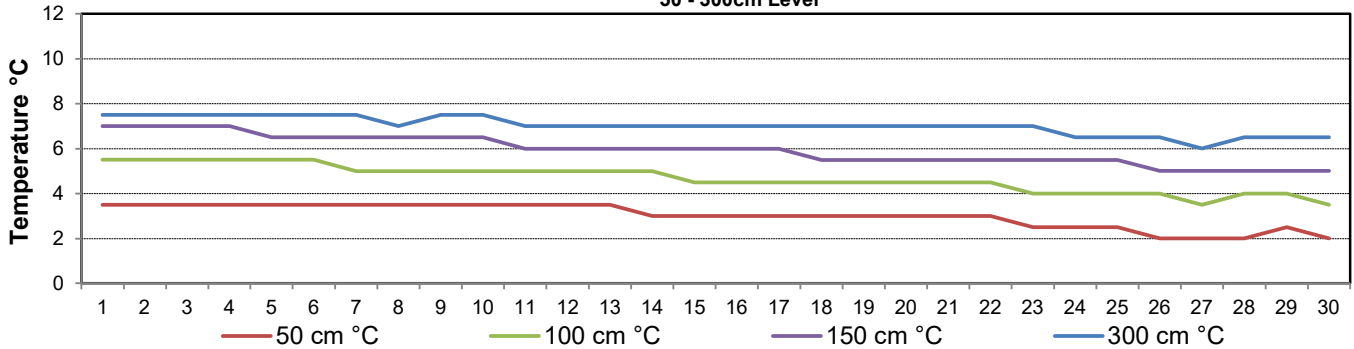
Soil Temperatures for November 2020

Surface - 20cm Level



Soil Temperatures for November 2020

50 - 300cm Level





SRC CLIMATE REFERENCE STATION DAILY DATA REPORT

CONSERVATION LEARNING CENTRE

Saskatchewan 53.03°N 105.77°W Estab. 2011

Preliminary

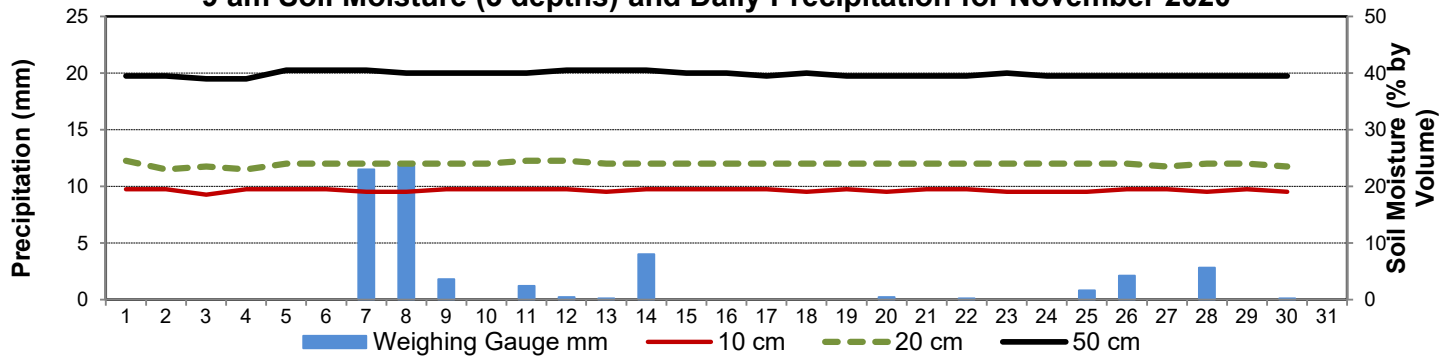
November 2020

| Day | 2 meter Wind Speed | | | Soil Moisture at 0900 hrs (rounded to the 0.5%) | | | | | | | | | | | | | | |
|---------|--------------------|--------------|------------------|--|-------|-------|--|--|--|--|--|--|--|--|--|--|--|--|
| | Daily Average | Max ½ hr Avg | ½ hr Extreme Max | 10 cm | 20 cm | 50 cm | | | | | | | | | | | | |
| | km/h | km/h | km/h | % by volume (soil type is Clay Loam) | | | | | | | | | | | | | | |
| 1 | 12.0 | 17.9 | 25.8 | 19.5 | 24.5 | 39.5 | | | | | | | | | | | | |
| 2 | 8.0 | 13.0 | 19.7 | 19.5 | 23.0 | 39.5 | | | | | | | | | | | | |
| 3 | 4.0 | 11.7 | 17.2 | 18.5 | 23.5 | 39.0 | | | | | | | | | | | | |
| 4 | 7.0 | 17.4 | 26.0 | 19.5 | 23.0 | 39.0 | | | | | | | | | | | | |
| 5 | 12.0 | 23.7 | 35.6 | 19.5 | 24.0 | 40.5 | | | | | | | | | | | | |
| 6 | 5.0 | 10.5 | 14.9 | 19.5 | 24.0 | 40.5 | | | | | | | | | | | | |
| 7 | 15.0 | 21.6 | 32.7 | 19.0 | 24.0 | 40.5 | | | | | | | | | | | | |
| 8 | 21.0 | 27.2 | 35.6 | 19.0 | 24.0 | 40.0 | | | | | | | | | | | | |
| 9 | 11.0 | 22.0 | 27.9 | 19.5 | 24.0 | 40.0 | | | | | | | | | | | | |
| 10 | 5.0 | 11.5 | 16.4 | 19.5 | 24.0 | 40.0 | | | | | | | | | | | | |
| 11 | 14.0 | 21.2 | 30.6 | 19.5 | 24.5 | 40.0 | | | | | | | | | | | | |
| 12 | 7.0 | 14.5 | 19.5 | 19.5 | 24.5 | 40.5 | | | | | | | | | | | | |
| 13 | 6.0 | 18.2 | 23.9 | 19.0 | 24.0 | 40.5 | | | | | | | | | | | | |
| 14 | 15.0 | 24.8 | 32.7 | 19.5 | 24.0 | 40.5 | | | | | | | | | | | | |
| 15 | 6.0 | 15.8 | 21.8 | 19.5 | 24.0 | 40.0 | | | | | | | | | | | | |
| 16 | 6.0 | 12.2 | 16.2 | 19.5 | 24.0 | 40.0 | | | | | | | | | | | | |
| 17 | 14.0 | 20.8 | 28.1 | 19.5 | 24.0 | 39.5 | | | | | | | | | | | | |
| 18 | 11.0 | 18.1 | 27.7 | 19.0 | 24.0 | 40.0 | | | | | | | | | | | | |
| 19 | 10.0 | 15.8 | 21.8 | 19.5 | 24.0 | 39.5 | | | | | | | | | | | | |
| 20 | 10.0 | 16.0 | 23.7 | 19.0 | 24.0 | 39.5 | | | | | | | | | | | | |
| 21 | 7.0 | 12.0 | 17.2 | 19.5 | 24.0 | 39.5 | | | | | | | | | | | | |
| 22 | 4.0 | 11.1 | 14.9 | 19.5 | 24.0 | 39.5 | | | | | | | | | | | | |
| 23 | 12.0 | 18.6 | 24.5 | 19.0 | 24.0 | 40.0 | | | | | | | | | | | | |
| 24 | 10.0 | 17.1 | 23.3 | 19.0 | 24.0 | 39.5 | | | | | | | | | | | | |
| 25 | 10.0 | 19.1 | 28.5 | 19.0 | 24.0 | 39.5 | | | | | | | | | | | | |
| 26 | 11.0 | 20.5 | 28.3 | 19.5 | 24.0 | 39.5 | | | | | | | | | | | | |
| 27 | 13.0 | 22.8 | 30.4 | 19.5 | 23.5 | 39.5 | | | | | | | | | | | | |
| 28 | 9.0 | 17.5 | 23.5 | 19.0 | 24.0 | 39.5 | | | | | | | | | | | | |
| 29 | 10.0 | 15.4 | 20.6 | 19.5 | 24.0 | 39.5 | | | | | | | | | | | | |
| 30 | 9.0 | 18.2 | 23.3 | 19.0 | 23.5 | 39.5 | | | | | | | | | | | | |
| Total | | | | | | | | | | | | | | | | | | |
| Mean | | | | 19 | 24 | 39.8 | | | | | | | | | | | | |
| Extreme | 21.0 | 27.2 | 35.6 | 19.5 | 24.5 | 40.5 | | | | | | | | | | | | |
| Date | 2.5 | 2.5 | 2.5 | 1.5 | 1.5 | 2.5 | | | | | | | | | | | | |

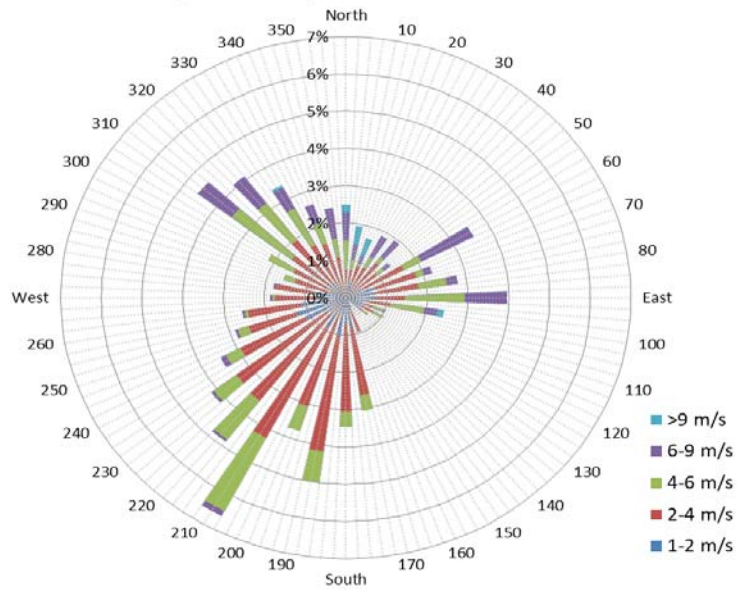
SRC proudly recognizes the following CRS supporters:



9 am Soil Moisture (3 depths) and Daily Precipitation for November 2020



10 minute Average Wind Speed and Direction CLC Nov 2020



1/2 hr Maximum Wind Speed and Direction CLC Nov 2020

